

# **Water Only Cutting Assembly**

**RESPONSIVE**  
POWER FOR EVERY PURPOSE


**Rapid Response** design

**Compact** and lightweight

**Long Life** components

Ideally suited for

**pure water cutting applications**  
**cutting soft materials**



## **Technology on the Cutting Edge**

The AccuStream Water Only cutting head is the industry's most responsive and reliable pure waterjet cutting head on the market today. Its compact design and accelerated reaction times make the Water Only head from AccuStream an extremely versatile head for any pure water cutting application.

### 1 | **INCREASED PRODUCTIVITY**

Rapid response ON/OFF valve provides speed and performance for increased production.



### 2 | **REDUCED OPERATING COST**

Long life components provide increased uptime and are the most cost effective replacement parts in the industry.

### 3 | **MAXIMIZED CUTTING PERFORMANCE**

Compact design allows for closer cutting head placement with easy adaptability for a variety of pure water cutting applications.

### 4 | **BUILT to LAST**

AccuStream brings decades of experience, rigorous research, and ongoing product development to everything we do. The combination of intelligent design and quality manufacturing add up to products that deliver maximum longevity and reliability.

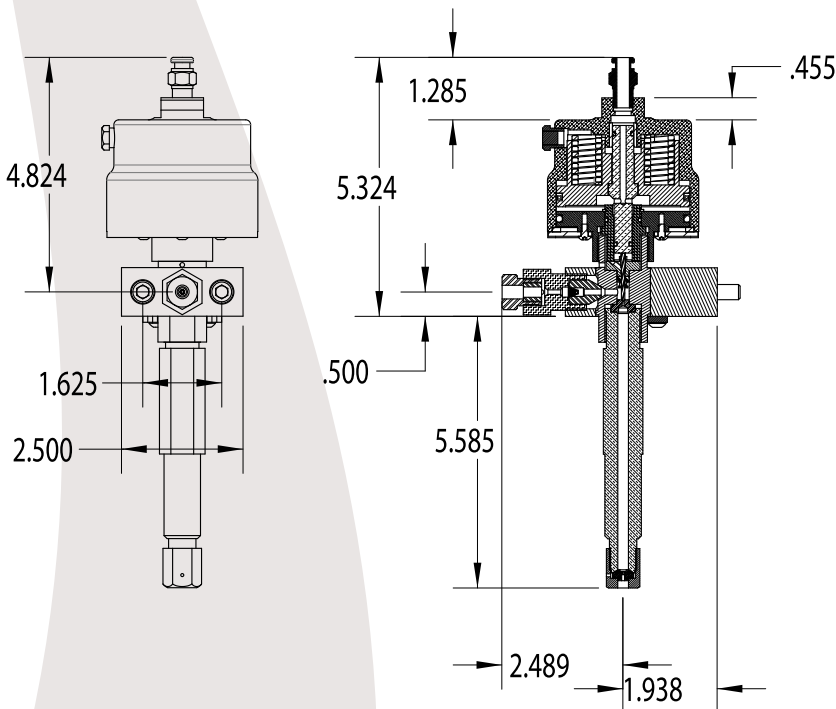
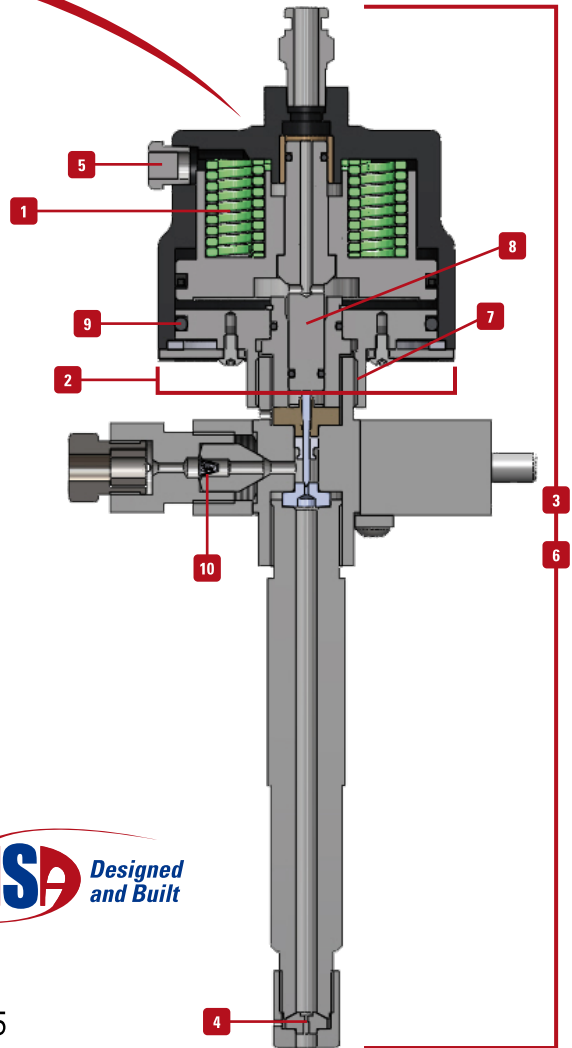
# Water Only Cutting Assembly

## PERFORMANCE

- 1 Six vanadium steel die springs provide .45 ms/open 150/close reaction times.
- 2 Compact design for closer head placement and easy adaptability for a variety of cutting applications
- 3 All components are manufactured to exceptionally high tolerances to provide the most coherent waterjet stream
- 4 Ruby or long life diamond orifice
- 5 Valve turns off with loss of air pressure (Normally Closed)

## RELIABILITY

- 6 Stainless steel components provide maximum longevity
- 7 Stainless steel connections eliminate premature wear points
- 8 Hardened stainless steel actuator shaft reduces wear
- 9 Long life piston u-cup seal doubles actuator seal life
- 10 Optional thimble filter for extended orifice life



## Specifications

PRESSURE	Operating Pressure	65,000 psi water max
	Air Pressure	60-80 psi to open
WEIGHT	Valve Weight	2.5 pounds
	Valve w/mntg collar and water only head	5.5 pounds
SIZE	Valve Only	3.1" dia x 10.9"

PART NUMBERS	13903-1-1-W1	Complete valve assembly (orifice ordered separately)
	11007-XXX	Ruby orifice
	11007D-XXX	Diamond orifice
	12401	Thimble filter